

2002 September

America's Stonehenge


Salem, New Hampshire











OGHAM
"B L" (BEL) THE CELTIC SUN GOD



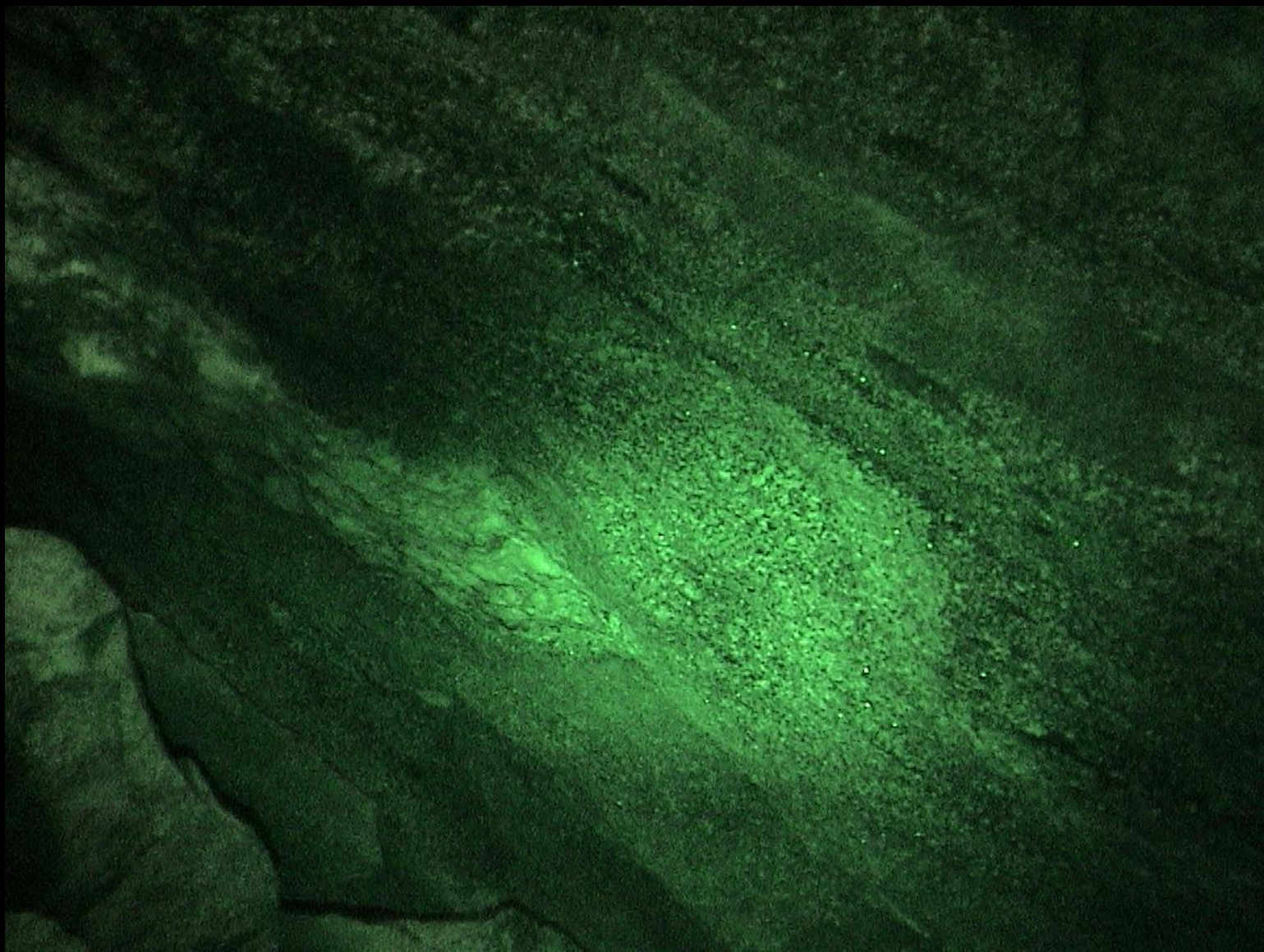





















































































































































































BIRD AND ARROW
Found by R. Stone & Midge Chandler



CELTIC SUN SYMBOL



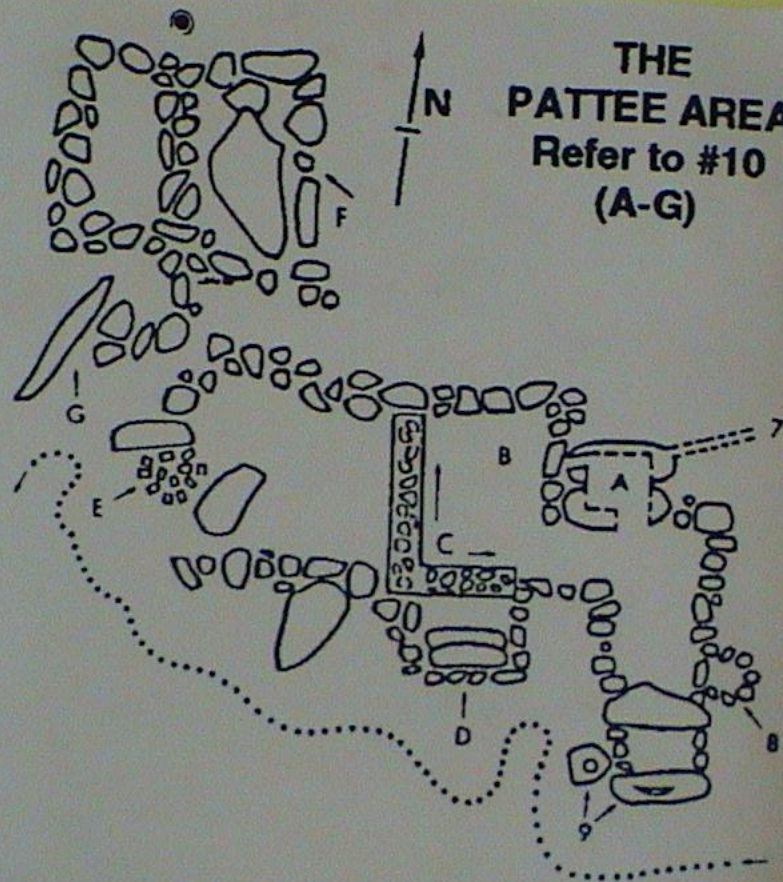




THEY'RE ALL TALKING ABOUT
THEY'RE ALL TALKING ABOUT
THEY'RE ALL TALKING ABOUT




**THE
PATTEE AREA**
Refer to #10
(A-G)



MASSACHUSETTS
over
solid
etch
molder
greater
at Hattfield
prince
at Longmeadow
at Hampton
Blair
ston
no
at Bedford

**THE
PATTEE AREA**
Refer to #10
(A-G)



Pattee Area

- A. Chamber. Pattee may have used this small chamber as a "root cellar" or for storage. The roof may have served as a base for a fireplace, based on evidence obtained in a 1992 excavation. The inside walls were chinked with mortar in some places.
- B. Pattee Cellar Hole. The walls within the cellar hole exhibit a variety of stonework. The majority of the walls conform to construction techniques found throughout the site, however some walls in this area are of different construction using smaller stones.
- C. L-Shaped Wall. This wall appears to be a later addition. The stonework abuts the outer wall rather than interconnecting with it. Pattee apparently modified an existing stone arrangement and used this as the foundation for his house.
- D. Stone Steps. These steps excavated in 1955 evidently led into a courtyard surrounded by several structures. In Europe such arrangements are called "Megaron Areas." The section of wall blocking the stairs in part of Mr. Pattee's cellar wall ☉.
- E. Pattee's Fireplace. Excavations in 1968 uncovered the location of one of Pattee's fireplaces. The brick from the hearth can still be seen. Excavations nearby revealed carved drainage channels in the bedrock.
- F. Chamber in Ruins. This chamber measures approximately 9 feet long by 8 feet wide by 5.5 feet high. The estimated weight of the collapsed roof slab is 6.5 tons. A local pre-colonial date was obtained when tree roots from the back wall of this chamber were carbon dated.
- G. Roof Slab. This 8-ton slab is thought to have been the roof of another chamber. Cut out at bottom may have been used as a levering-point to move the slab. There is also a small closet on the opposite slab.